



# Little Giant® Deluxe Multi-Purpose Pond Pumps

Powerful, premium quality pumps are available in four size ranges with maximum flow rates from 66 l/min (14.5 gal/min) to 246 l/min (54 gal/min). Pumps are designed to be energy efficient to operate and are environmentally safe to use. Advanced design operates cooler, which extends life of motor. Special sealing design keeps debris away from shaft seal thus preventing wear which might allow water to enter motor housing...the leading cause of failure for most submersible pumps!

Designed for continuous operation for circulating water through filtration equipment, powering a waterfall, fountain jet, stream or cascade. Two outlets allow one pump to operate two water features simultaneously! Unique design base/handle allows the pump to be positioned upright or perfectly horizontal on the bottom of the pond.

## 10 Metre Cable

Electrical connections are made away from water's edge

## Removable Handle/Base

Easy to carry or lift out of water and perfect for positioning in pond

## Polymer Outer Case, Stainless Steel Motor Case

Completely corrosion resistant construction

## Dual Outlet Design

It's like having two pumps in one (one outlet plug and one 90 degree 1-1/4" hose adapter included)

## Side or Top Outlet -

Ideal for attaching fountain jet directly to top pump outlet or attaching outlet hose to side pump outlet

## Removable Base

Allows easy cleaning of impeller chamber

## Ceramic Shaft Sleeve

Provides durable sealing to keep water out of motor area

## 5/16" Inlet Openings

Allows up to 3/8" solids to pass through the pump

## Features:

- 2 Year Warranty
- IP68
- CE
- Cable: 10 m
- 1" Hose Adapter
- 1-1/4" BSP plug (when second outlet not used)
- TUV/GS Approved

# Little Giant®

**"Your Solution Innovator"**



# Little Giant® WGP Pumps are ideal for:

- Powering Waterfalls in Water Gardens
- Circulating Water Through Filtration Systems
  - Operating Fountains
- Operating Two Water Features Simultaneously
  - Koi Pond Circulation
- General Purpose Water Drainage

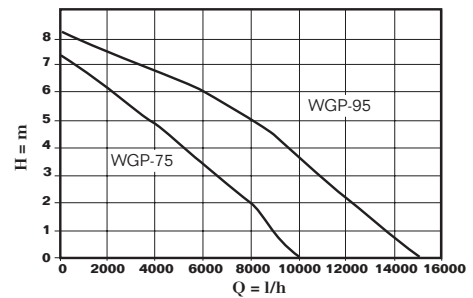
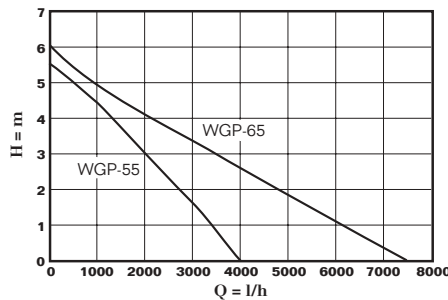
**WGP  
55**

**WGP  
65**



**WGP  
75**


**WGP  
95**



## Technical Specifications

	WGP-55	WGP-65	WGP-75	WGP-95
Max. Flow (l/hr)	4,000	7,600	10,000	14,800
At 1 metre (l/hr)	3,420	7,200	9,400	13,630
At 3 metre (l/hr)	2,080	3,785	6,850	10,978
At 6 metre (l/hr)	-	200	2,150	6,000
Max Head (m)	5.5	6.1	7.3	8.1
Watts	220 W	270 W	370 W	700 W
Amps:	1.0 Amp	1.15 Amp	1.7 Amp	3.3 Amp
Weight:	4.1 kg	4.1 kg	5 kg	6.4 kg
Outlet x 2:	1-1/4" BSP	1-1/4" BSP	1-1/4" BSP	1-1/4" BSP
Dimensions: (H x L x W)	206mm x 243mm x 161.3mm	206mm x 243mm x 161.3mm	206mm x 243mm x 161.3mm	206mm x 279mm x 161.3mm
Enclosure Rating:	IP68	IP68	IP68	IP68

**AVAILABLE FROM:**



**Little Giant Pump Company**  
 Subsidiary of Tecumseh Products  
 P.O. Box 12010  
 Oklahoma City  
 Oklahoma 73157-2010  
 United States of America  
 Tel. + 1 405.947.2511 • Fax. + 1 405.942.2431  
**www.LittleGiantPump.com**  
**e-mail: export@LittleGiantPump.com**